



PRODUCT INFORMATION S800-Schiebe_TY_EN - 04.10.2021 - www.vs-furniture.com

Serie 800 Sliding-door, glass sliding-door and roller-shutter cabinets, 80 to 180 cm wide.

Element cabinet (for details, see table) in the height units 2, 3, 4 and 5 FH.

Type: Sliding-door, glass sliding-door, roller-shutter and combination cabinet. For 5 FH with a fixed construction base for vertical carcass division.







Front consisting of chipboard sliding and glass sliding doors and double-wing doors, each with bow-type handles, inset-type handles or knob handles. Some with roller shutters and bow-type handles.

Locking system optionally with cylinder or turnknob locks.

Interior equipment consisting of adjustable shelf inserts.

Erection: Models from a height of 197 cm or models with drawers and/or pullouts (DGUV Regel 108-007) must be secured to the wall or floor.

The following material groups are available to choose from: Cover made of chipboard: L3.

							
Serie 800		84,5 2FH	122,0 3FH	159,5 4FH	197,0 5FH		
D=42,5	H (in cm for standard base) =						
	W= 80 cm	44800			44803	44804	44059
	W= 100 cm	44805	44806	44807	44808	44809	44159
	W= 120 cm	44810	44811	44812	44813	44814	44259
	W= 160 cm	44815	44816	44817			
D=58,0	W= 180 cm	44820	44821	44822			
	W= 80 cm	44900			44903	44904	44359
	W= 100 cm	44905	44906	44907	44908	44909	44459
	W= 120 cm	44910	44911	44912	44913	44914	44559
	W= 160 cm	44915	44916	44917			
W= 180 cm	44920	44921	44922				
Adjustable shelf inserts		2	4	6	2+2	2+2	2+2
Locks		1	1	1	1	2	2